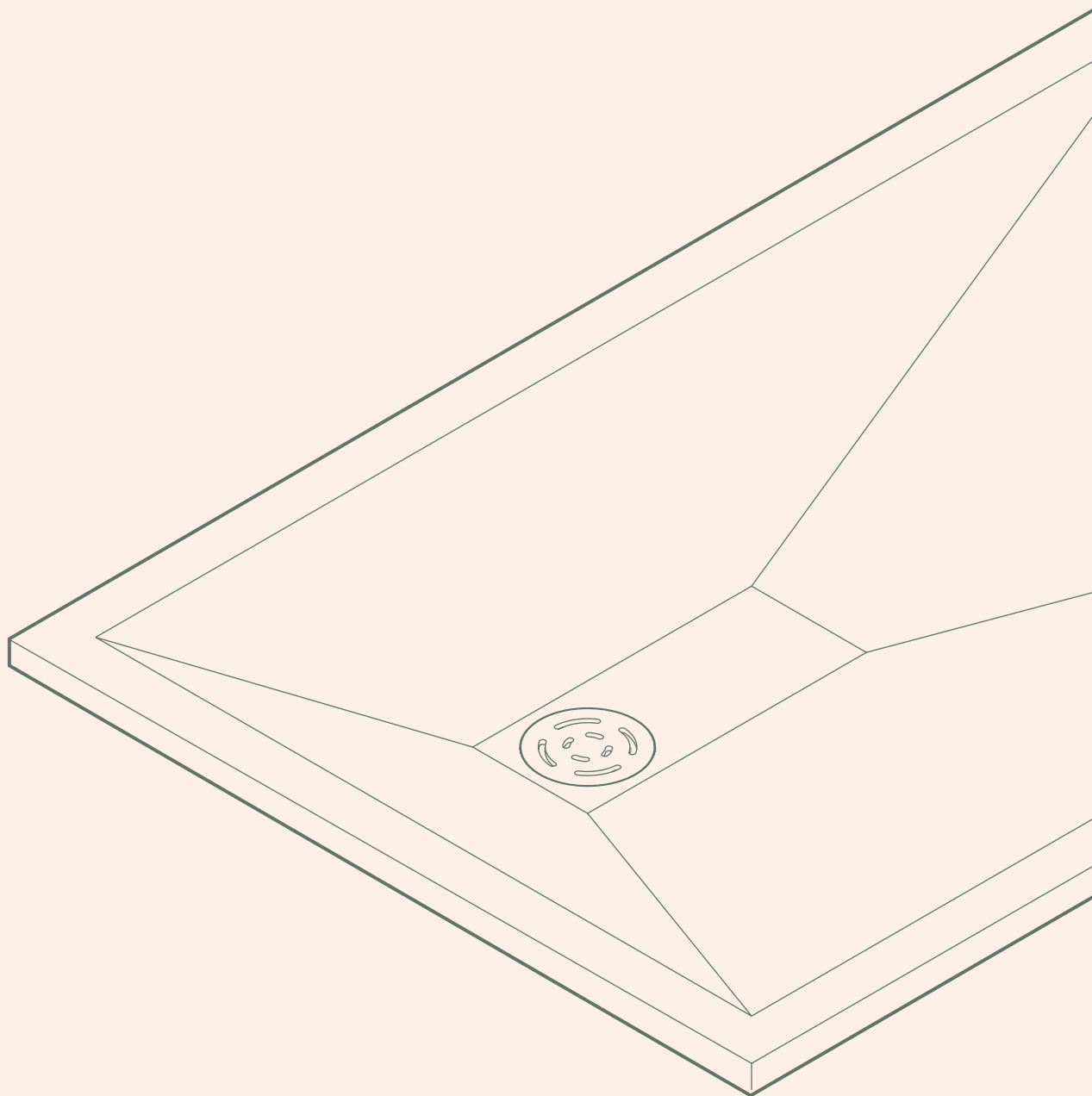


REPEAT®

SHOWER FLOORS 2025




Our circular REPEAT Materials® shower floors have been a beloved favorite in the project market for years and are now finally available to the general public. Our floors are unique thanks to our patented sandwich construction, which combines top-notch quality with an astonishingly low weight. Which results in a floor so sustainable, that is literally green to its core!

With twenty-two models, twelve luxurious color options, and a custom service offering unparalleled design freedom, we undoubtedly have the perfect floor for your bathroom.

“Heavy-duty, light as a feather and dark green.”



About REPEAT.



Sustainability

At REPEAT Materials®, we break away from the traditional, linear pattern: “take-make-use-dispose.” Instead, we design our shower trays to fit into the innovative circular pattern: “recycle-use-repeat.”

Each REPEAT Materials® shower tray contains at least 75% recycled PET, most of which is sourced locally from post-consumer waste, such as plastic bottles. This significantly reduces our environmental impact and saves tons of plastic waste from polluting our environment.

Our REPEAT Materials® products contain only PET, which means they can be recycled just as easily as a plastic bottle. Even better, discarded shower trays are easily recycled into the next batch without any loss of quality! There’s no need for expensive machines or complex processes to filter out foreign materials—just shred, melt, reuse!



Light and Ergonomic

Thanks to the lightweight PET foam core, our shower floors are incredibly easy to install. A REPEAT Materials® floor weighs about half as much as a solid surface or composite stone floor of the same dimensions. This makes even the larger floors perfectly manageable and easy to install by just one person.



Strong

Thanks to the solid PET shell, REPEAT Materials® shower floors are surprisingly strong. PET offers excellent resistance to impact damage and temperature shocks, the primary causes of cracks and fractures in shower floors.

Table of Contents



Collections

Collections	p7
<u>Central drain</u>	p8
<u>Asymmetrical drain</u>	p12
<u>Custom</u>	p16
<u>Colours</u>	p20
<u>Waterproofing membrane</u>	p22
<u>Bathroom flooring</u>	p24



n° **04** Central drain
p. 8



n° **07** Asymmetrical drain
p. 12



C Custom
p. 16

n°
04

Central drain




n°04

The floors in collection n°04 are the perfect choice for a comfortable shower setup. The somewhat square shape is ideal for a corner or niche installation, which feels spacious and luxurious thanks to the minimum width of 90 cm.

The flat drain cover is nicely centered in the shower, ensuring an evenly distributed slope. This not only promotes water drainage but also creates a shower floor without steep sections, making the entire shower floor comfortably usable.



Dimensions



**Contact us for custom dimensions.*

n° —
07
Asymmetrical drain



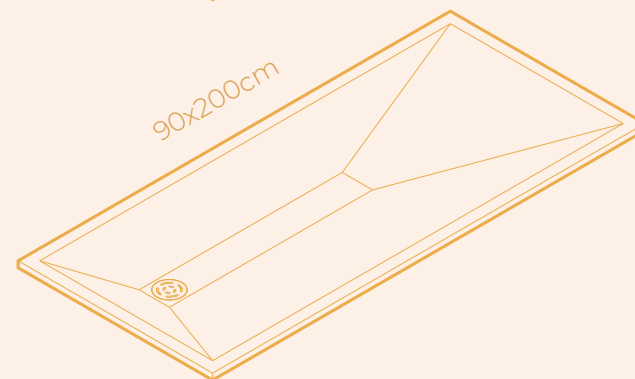
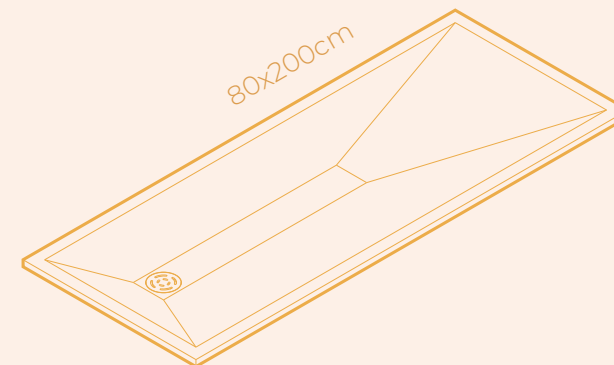
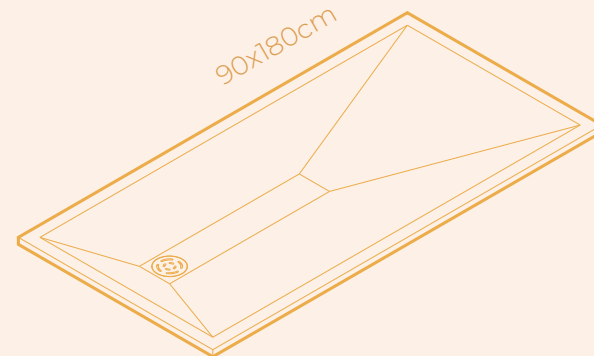
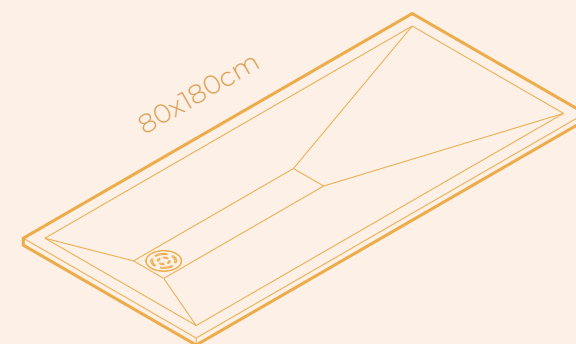
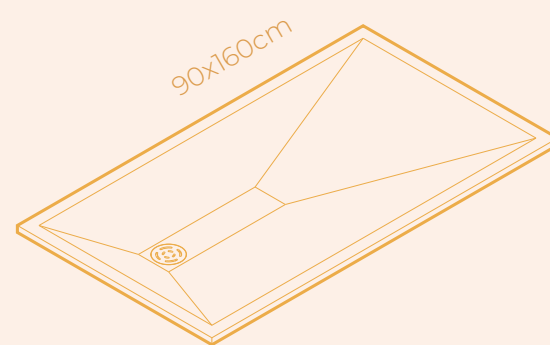
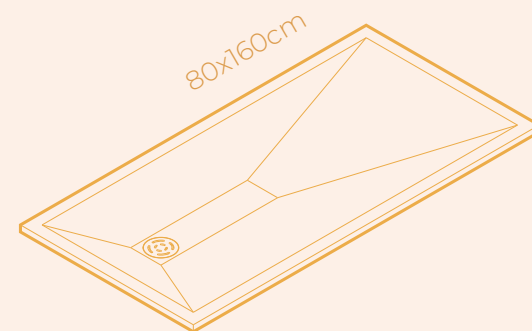
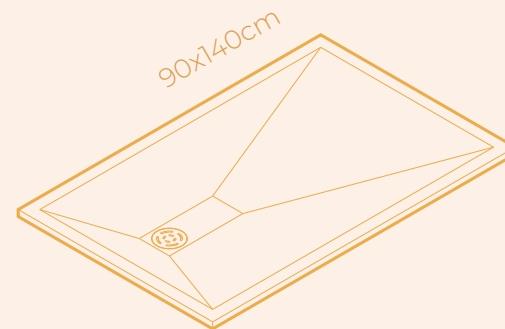
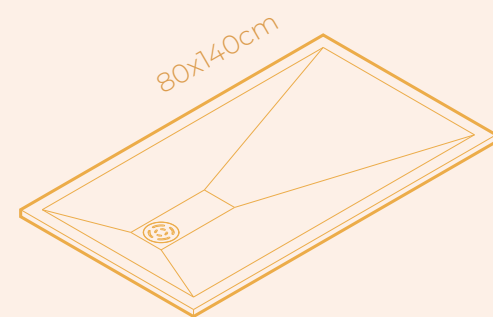
n°
07

The floors in collection n°07 are designed for spacious, luxurious setups. The elongated shape is ideal for walk-in showers, which become incredibly spacious with lengths of up to 2 meters.


The option for an off-center drain creates a zone with a strong slope, while on the other side, a natural entry zone is formed. To allow for proper water drainage in this entry zone, these models are equipped with a long drainage surface, ensuring optimal slope even on the entry side. This means that even splashing water is no problem at all!



Dimensions



**Contact us for custom dimensions.*



Custom

At REPEAT Materials®, we understand that not every bathroom fits neatly within the lines. Some renovations entail a lot of challenging puzzle work, with odd dimensions, sloping walls, and tricky protrusions. On the other hand, a blank canvas offers endless possibilities, and a rectangle is simply too mundane a shape.

Whether you're seeking a custom puzzle piece for your renovation or a personal masterpiece that is not round, square, hexagonal but something in between, with our 100% custom service, you're always in the right place.

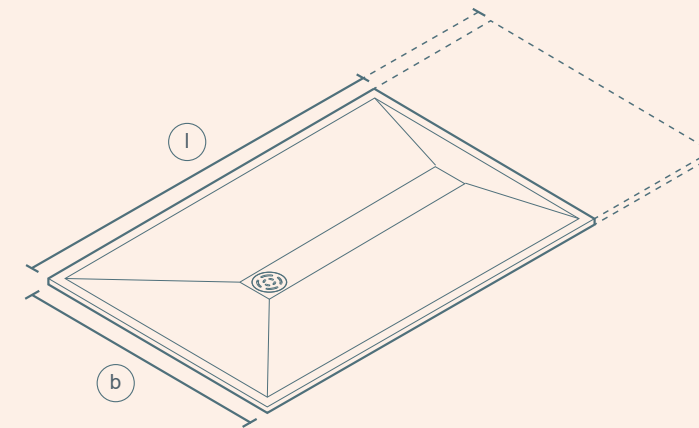


C

Customisation

Our custom service goes far beyond mere length and width, offering almost limitless freedom in design. Moreover, since all our custom floors are made from a minimum order of just one piece, your shower floor becomes your personal, one-of-a-kind masterpiece.

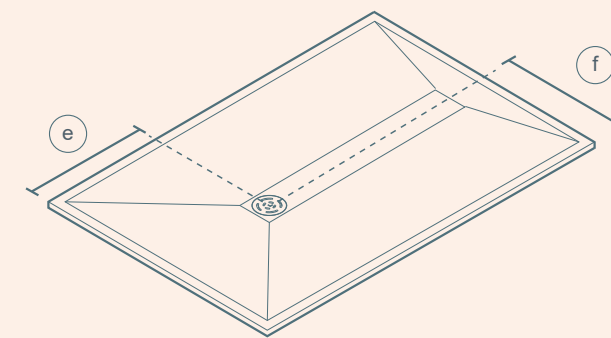
Clean geometric lines, flowing organic shapes, and everything in between, a second (or third) drain, flat, recessed, or even elevated sections, grooves for the shower glass, or simply a cutout for an odd protrusion in your wall, anything is possible!



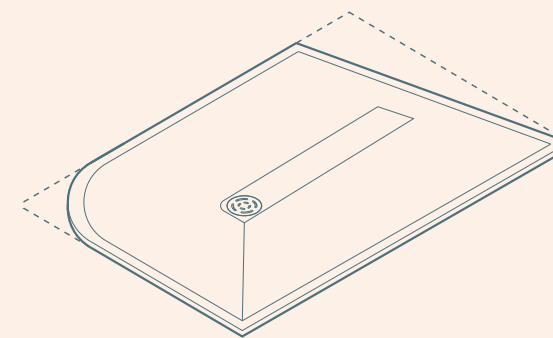
1. Determine the length and width of the rectangle in which your shower floor fits.

! Low entry height 28mm

l: length (max. 240cm)
b: width (max. 120cm)



2. Choose the location of your drain, at least 25cm from the nearest edge.



3. Add rounded corners, bevels, cutouts, or other shape adjustments.


Pietra

All REPEAT Materials® shower floors are available with a fine stone texture. This finish includes a shallow relief that provides an R-11 anti-slip value without compromising on ease of maintenance. As a result, our floors are extremely safe yet easy to clean!

This stone texture is available in the 4 most common colors: black, anthracite, white, and sandstone.




*R-11 Anti-Slip



Matte options

As beautiful as a white shower can be, a floor in your favorite color adds that extra touch of beauty. That's why we offer all REPEAT Materials® shower floors in a variety of fresh colors. Instead of the traditional glossy finish, all colored shower floors feature a luxurious matte look.

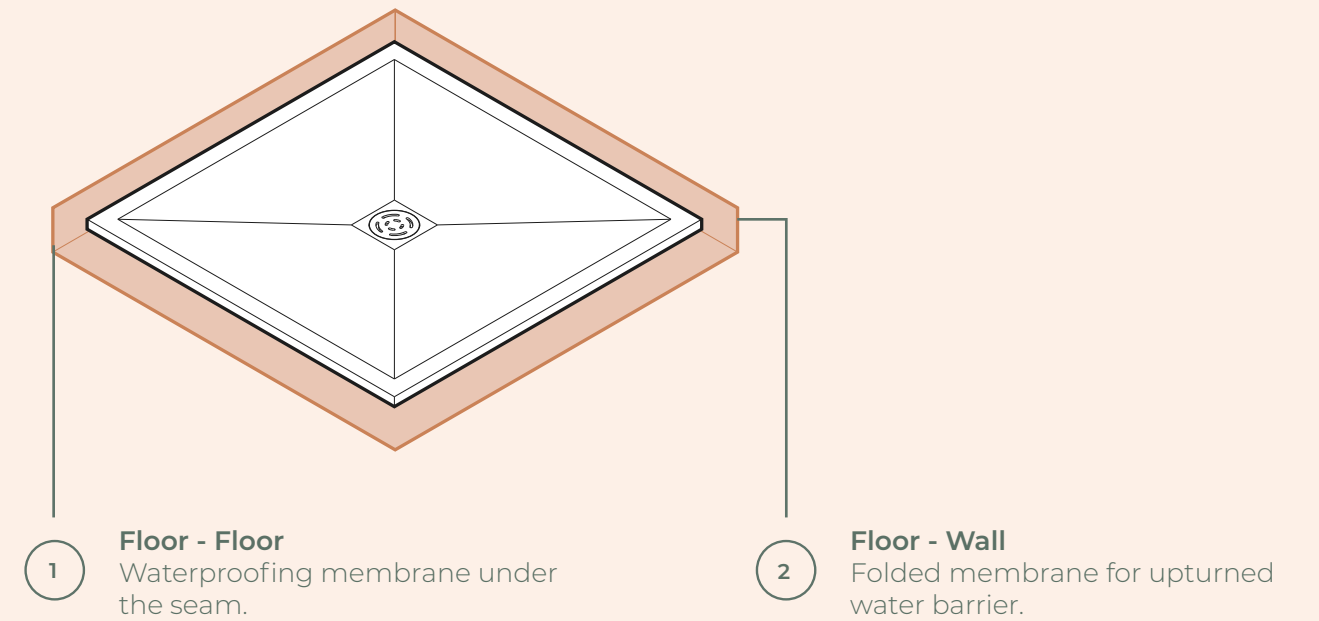

In this matte finish, 8 different colors are available, ranging from deep black to off-white.



Waterproofing membrane

Leaks in a shower often occur where they're least visible and cause the most damage: in the seam between the floor and the wall or in the connection between the shower and bathroom floor. It's precisely these two crucial points that REPEAT Materials® addresses with the optional waterproofing membrane. This membrane is 100% waterproof and covers the entire underside of the shower floor, with an additional 10 cm surplus on each side. This surplus can either be folded and glued against the wall or simply attached to the subfloor. Wall and floor coverings are then simply placed on top and finished as usual.

This optional membrane is the perfect solution for a quick, simple, and above all, flawless shower installation!

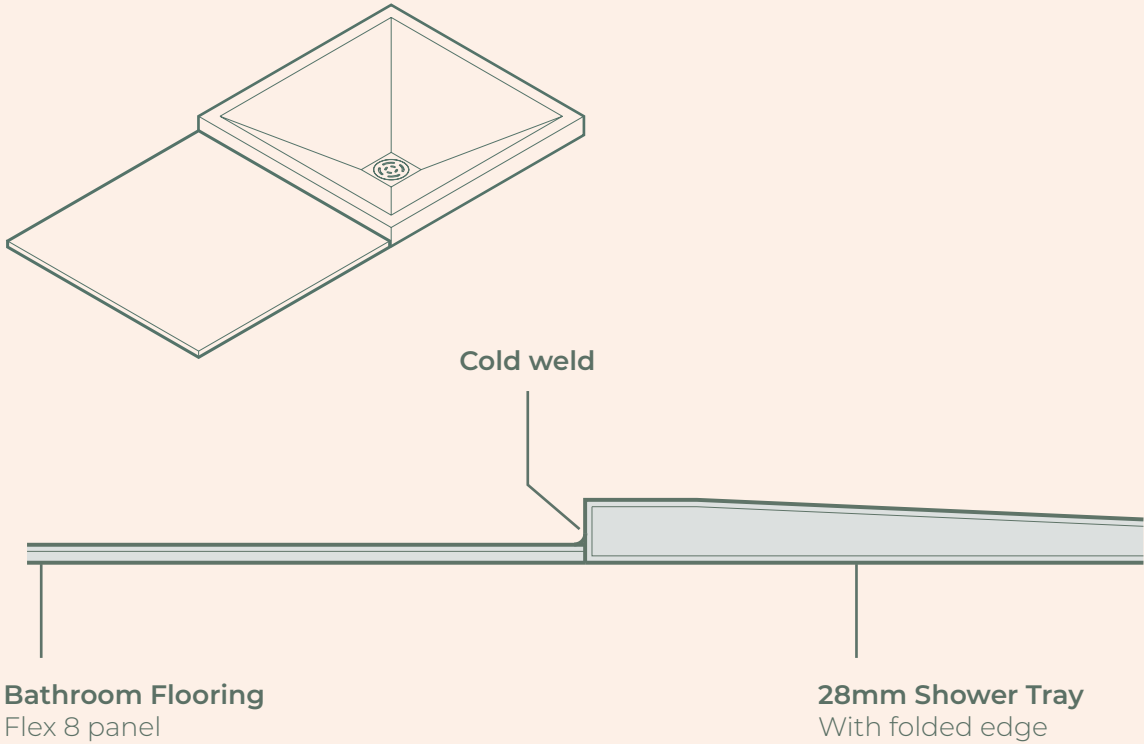




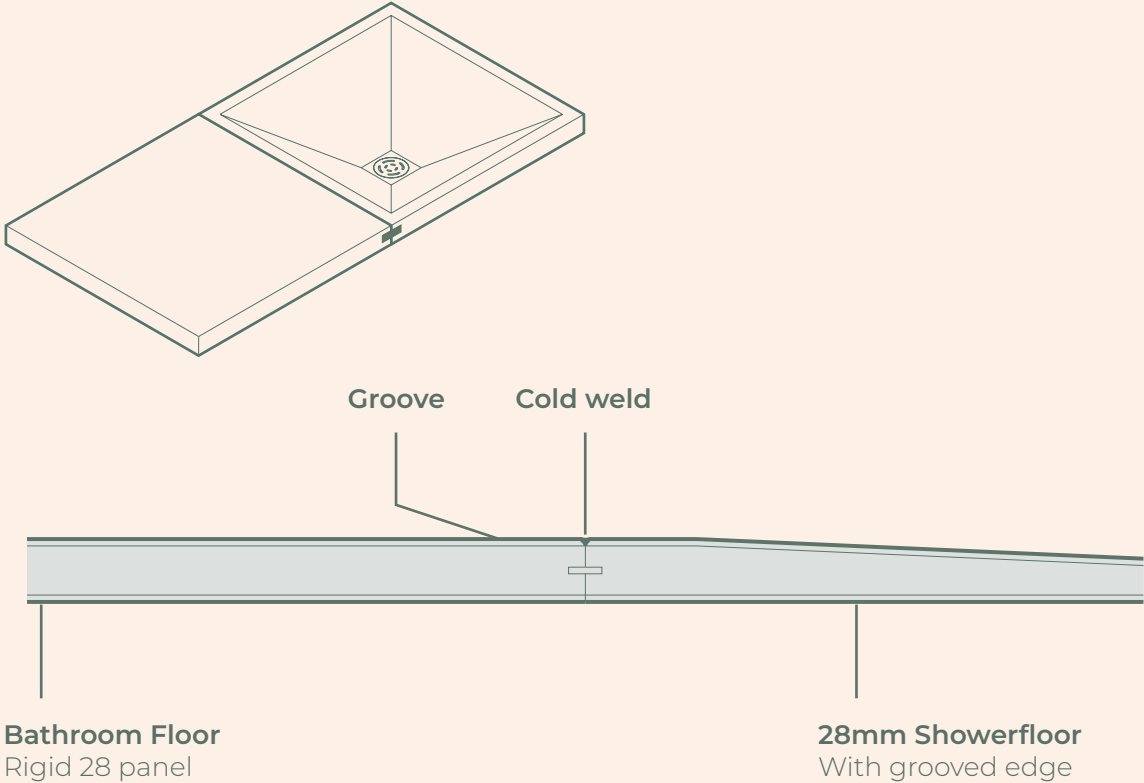
Bathroom Flooring

We are providing two options to integrate your Repeat Materials shower tray into your bathroom, depending on your budget and desires. One option allows for a seamless integration between bathroom floor and shower tray and includes a finished edge on the shower floor. The other, more affordable option results in a 20mm step, transitioning from the 8mm bathroom floor to the 28mm shower floor.

8mm



28mm





Ijslandstraat 8 / 00.02, 8400 Oostende

info@repeatmaterials.com

+32 487 62 41 15